

Interval Elicitation in a Prediction Market Reveals Lack of Anchoring “Bias”

kolson8@gmu.edu

Kenneth C. Olson



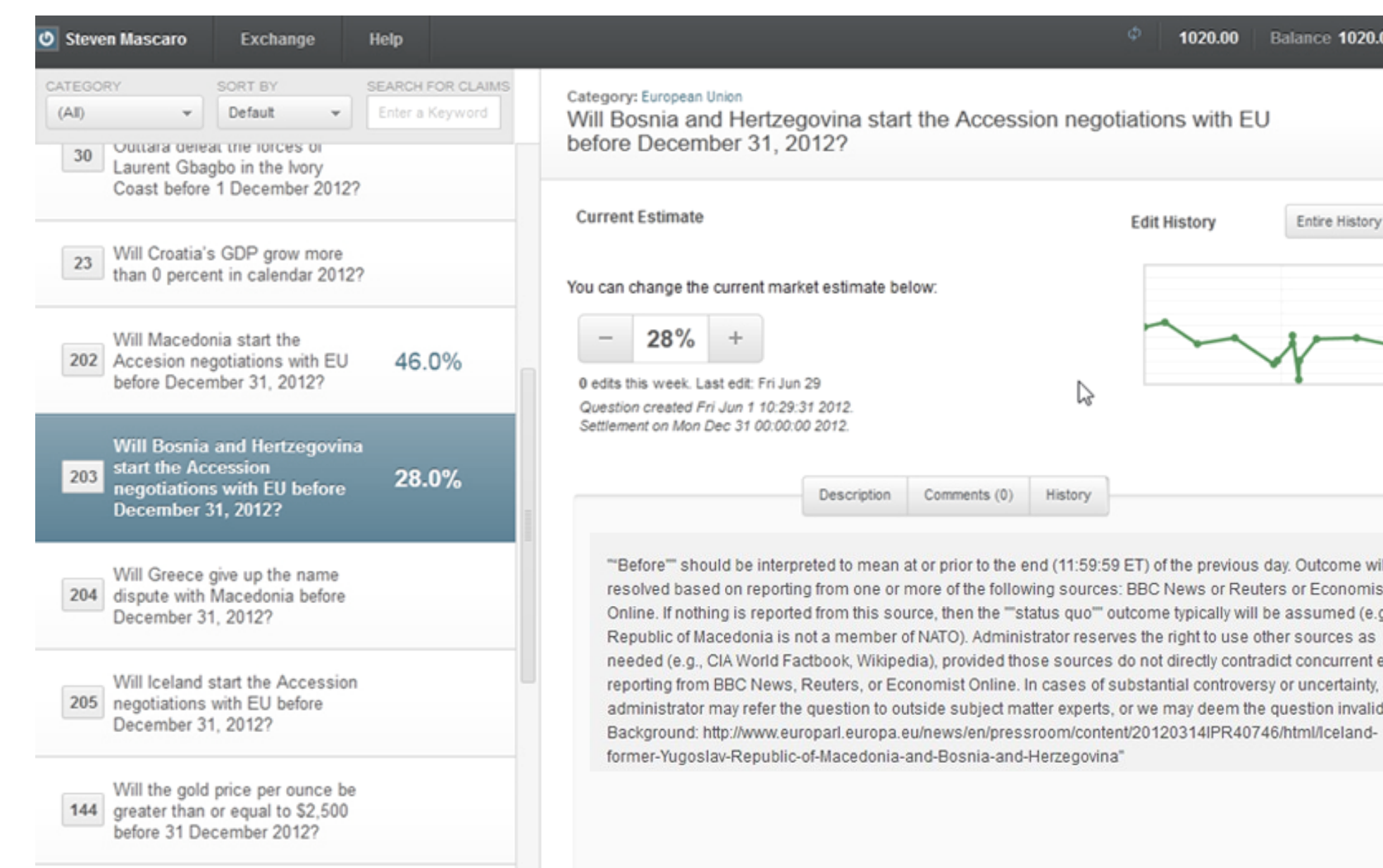
Charles R. Twardy, Kathryn Laskey, & Mark A. Burgman

Prediction Market

To harness the “wisdom of crowds”, researchers built an online combinatorial prediction market to forecast events of interest to the U.S. intelligence community. Prediction markets have a long history (See Rhode & Stumpf, 2004.), and their value is described at length by Surowiecki (2004).

People gain by investing in event securities that match the resolution. Market prices for a security are interpreted as the probability

of the event, but the DAGGRE market possessed an interface to allow users to input probability judgments directly.



Regular elicitation showing market history

Anchoring

Prediction markets focus people on the trade history for the probability of an event. Do they exacerbate a typical cognitive “bias”?

Anchoring bias (Tversky & Kahneman, 1974) can cause irrelevant information to influence judgment because people make insufficient adjustments from mental anchors. However, a market’s *trade history might not be irrelevant*.

Methods

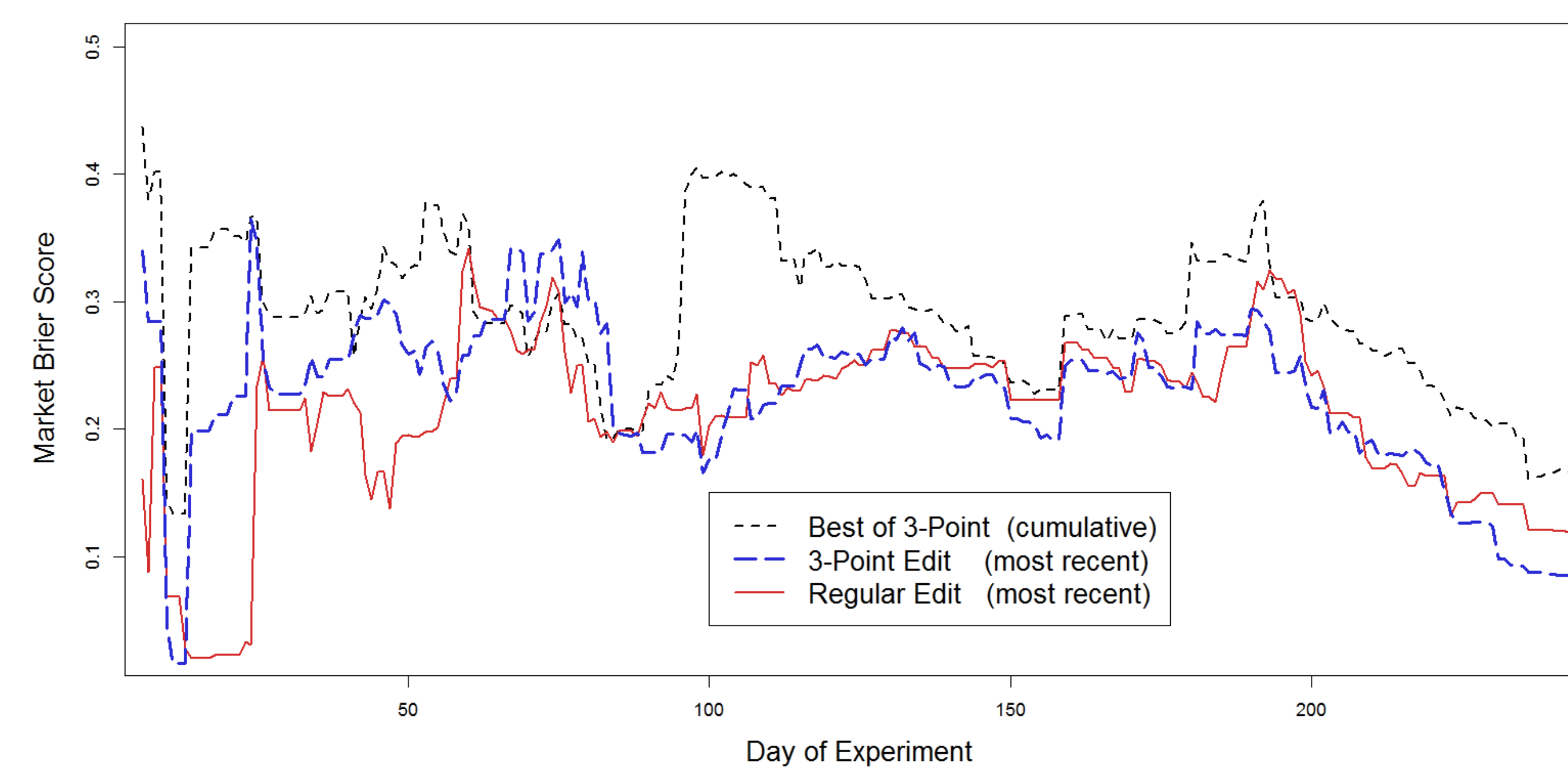
We randomly assigned half of forecasters to a new 3-point interface, while the other half used a regular 1-point interface.

In the 3-point condition, people provided highest, lowest, and best estimates. Only after they clicked “Commit”, they saw the distribution of responses and history of market edits. Then they could edit the market themselves.

Results

Type of Forecast	Mean Brier Score (95% CI)
Best Estimate of 3-point group	0.74 (0.64, 0.84)
Timeliest Edit of Regular group	0.69 (0.55, 0.83)
First Edit of 3-point group	0.60 (0.45, 0.75)
First Edit Regular group	0.71 (0.60, 0.82)

Table of accuracy from active forecasters



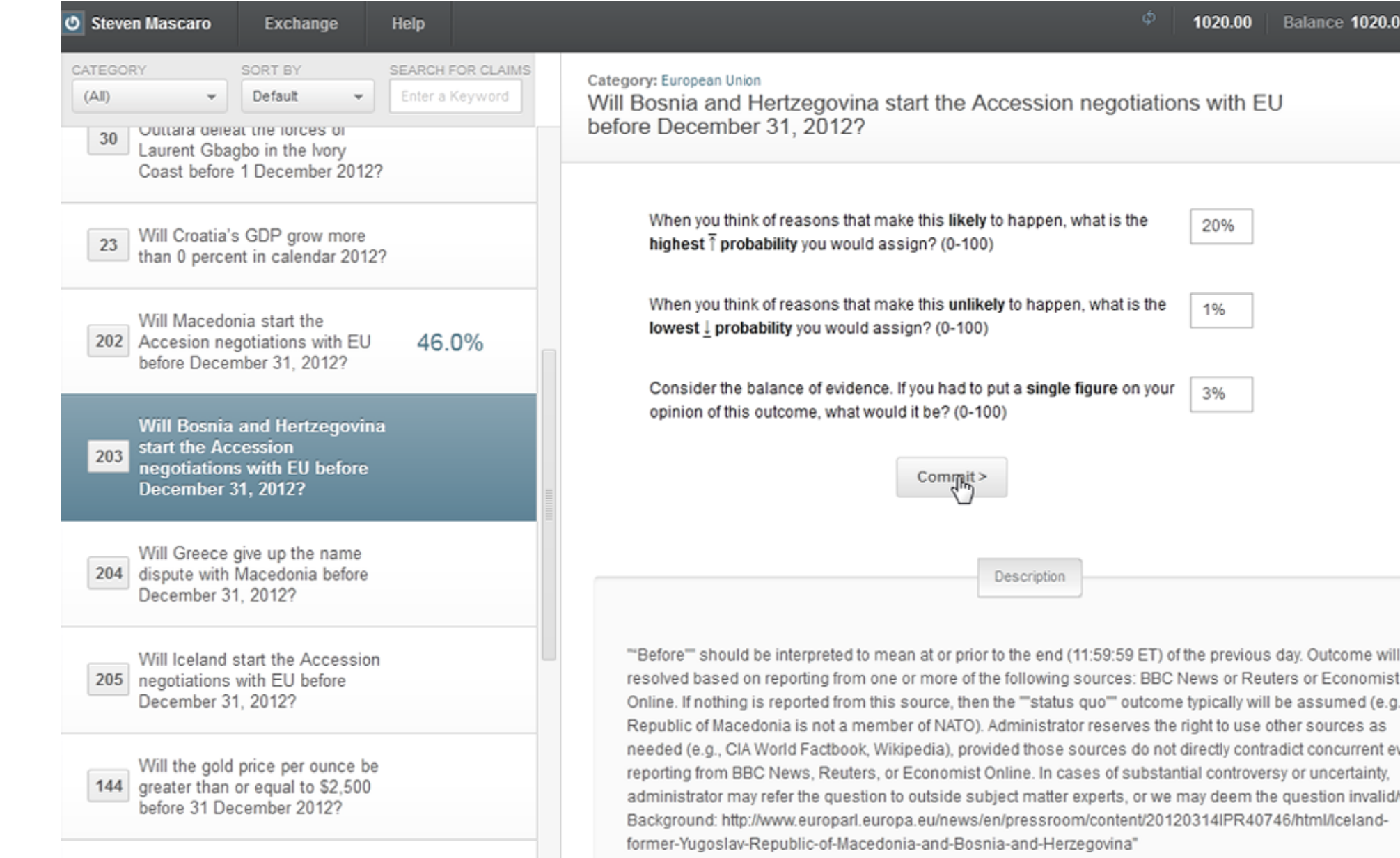
Graph of average daily Brier score for binary questions

Interval Elicitation

Intervals constructed by 3-point elicitation are more show less overconfidence (Soll & Klayman, 2004; Speirs-Bridge et al., 2010). However, 3-point elicitation requires more effort from participants than 1-point elicitation.

Under 3-point elicitation, a person might assess multiple different hypotheses. Previous research (e.g., Einhorn & Hogarth, 1978) points to the need for people to consider

evidence for what initially seem like implausible outcomes, so we expect slightly greater accuracy in market edits after 3-point elicitation.



Interval elicitation without market history

References

H. J. Einhorn and R. M. Hogarth. 1978. Confidence in judgment: Persistence of the illusion of validity. *Psychological Review*, 86, 395-416.

P. W. Rhode and K. S. Strumpf. 2004. Historical presidential betting markets. *The Journal of Econ. Perspectives*, 18, 127-141.

A. Speirs-Bridge, F. Fidler, M. McBride, L. Flander, and M. Burgman. (2010). Reducing overconfidence in the interval judgments of experts. *Risk Analysis*, 30, 512-523.

J. B. Soll and J. Klayman. 2004. Overconfidence in interval estimates. *Journal of Experimental Psychology: Learning Memory and Cognition*, 30, 299-314.

J. Surowiecki. 2004. *The wisdom of crowds : Why the many are smarter than the few and how collective wisdom shapes business, economies, societies and nations*. New York, NY: Doubleday.

A. Tversky and D. Kahneman. 1974. Judgment under uncertainty: Heuristics and biases. *Science*, 185, 1124-1130.

Conclusions

3-point *estimates* can’t anchor on market history, but market *edits* by people in the 3-point condition show no difference from those in the regular condition.

3-point *estimates* might be less accurate, but market *edits* are equally accurate between conditions.

People in the 3-point condition make more initial *estimates* but fewer initial *edits* than people in the regular condition.

Acknowledgements

This research was supported by the Intelligence Advanced Research Projects Activity via Department of Interior National Business Center contract number D11PC20062. The U.S. Government is authorized to reproduce and distribute reprints for Governmental purposes notwithstanding any copyright annotation thereon. Disclaimer: The views and conclusions contained herein are those of the authors and should not be interpreted as necessarily representing the official policies or endorsements, either expressed or implied, of IARPA, DoI/NBC, or the U.S. Government.